

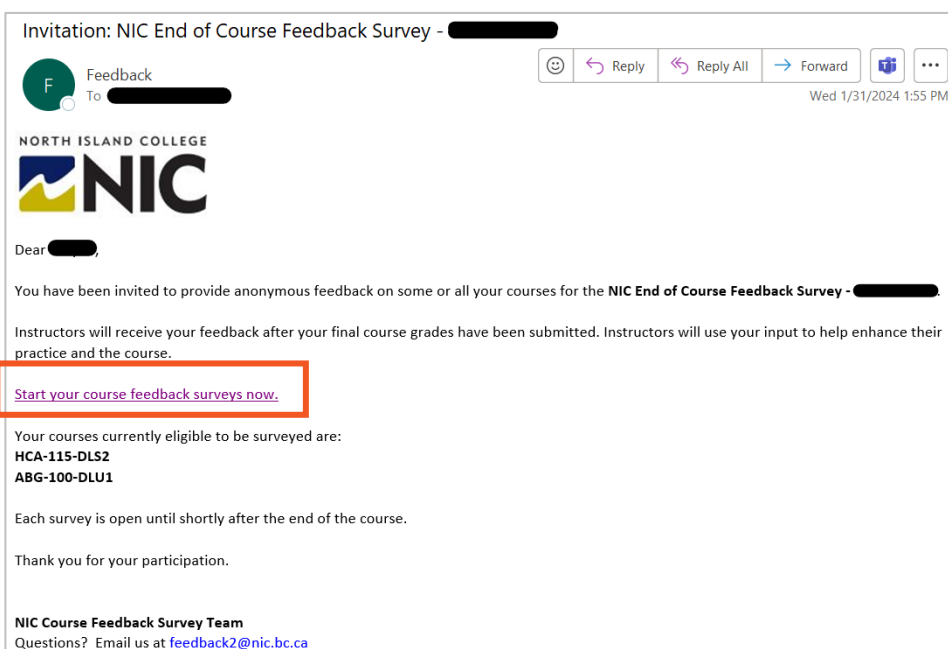
# Course Feedback Surveys

## Student Instructions: End of Course

This handout provides steps on how to fill out the NIC Course Feedback Surveys. Not all instructors may opt into this service – ask your instructor if your course is included. **All student responses are anonymous.** Summary reports go to the instructor within seven days of the survey closing. NIC's Centre for Teaching and Learning Innovation (CTLI) manages this service to allow student input on learning experiences.

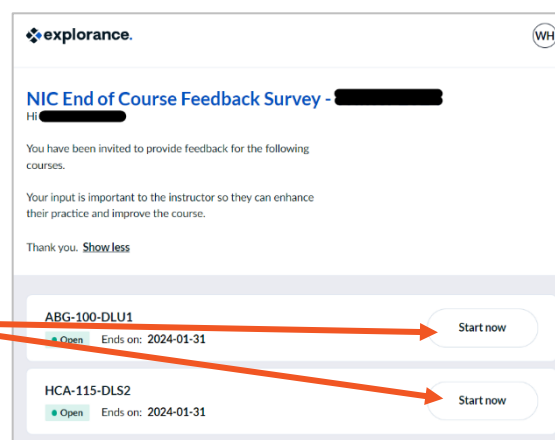
### **STEP A: How do I get notified if my instructor has signed up for the service?**

1. Toward the end of your course, you will be sent an email invitation from feedback2@nic.bc.ca similar to the image below. Check your northislandcollege.ca email. Announcements about course surveys will be found in Brightspace and NIC emails.



### **2. Listing of Surveys**

- If only one course survey is available, then the email link will take you directly to that survey and you won't see the screen to the right. See Step B.
- If you have more than one survey available, you will see the courses of instructors who opted into this service listed. You will click on the **Start Now** button for each course.

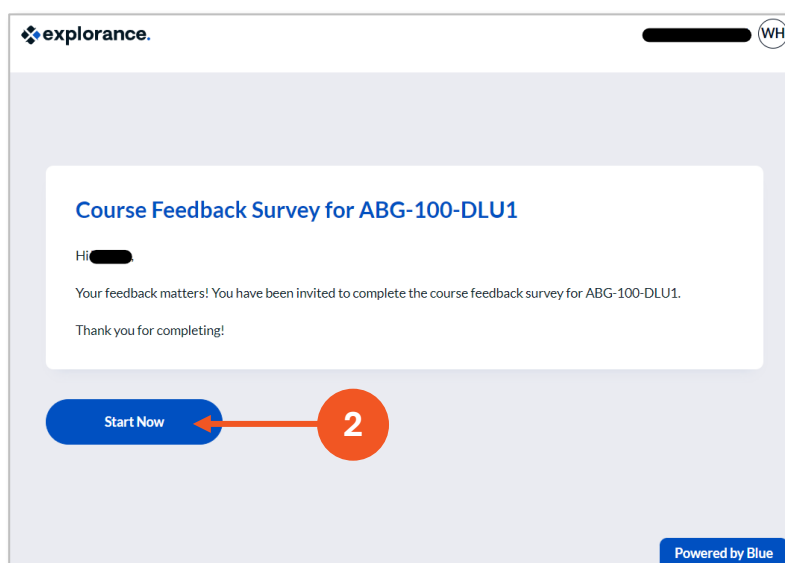


# Course Feedback Surveys

## Student Instructions: End of Course

### **STEP B: How do I complete the course feedback survey?**

1. For each course a similar screen (as below) will appear.



explorance. (WH)

**Course Feedback Survey for ABG-100-DLU1**

Hi [redacted]

Your feedback matters! You have been invited to complete the course feedback survey for ABG-100-DLU1.

Thank you for completing!

**Start Now**

Powered by Blue

2. Select the blue **Start Now** button to begin the survey.

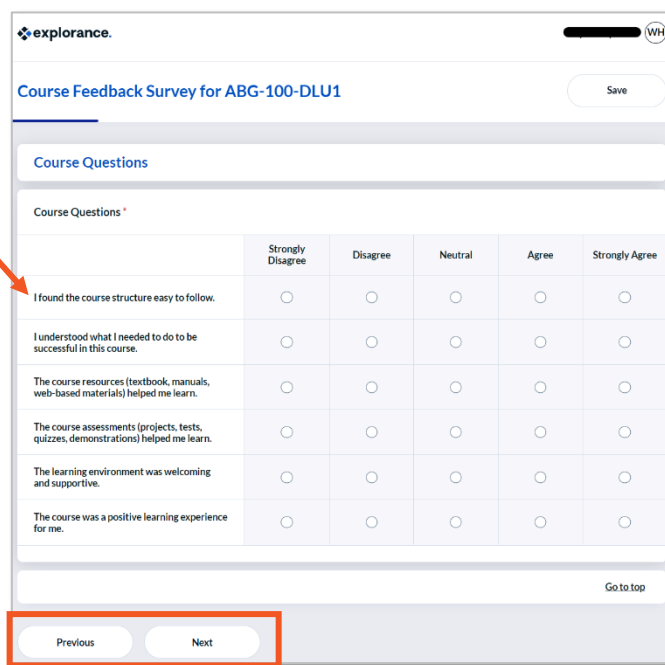
3. There will be approximately 20 questions. Most of the questions require you rating your agreement with statements (required). Three are open-ended questions (optional).

4. **All responses are anonymous.** Your instructor will never know who responded to the questions.

5. Respond to each question. Most questions simply require selecting one response to a statement.

6. Use the **Previous** and **Next** buttons (bottom left) to navigate through the survey questions.

7. When you select **Next** to advance to the next section (and you have not completed all the required questions) you will be prompted with the words  
**\* Response required** for those questions you must provide a response.



explorance. (WH)

**Course Feedback Survey for ABG-100-DLU1** Save

**Course Questions**

Course Questions \*

	Strongly Disagree	Disagree	Neutral	Agree	Strongly Agree
I found the course structure easy to follow.	<input type="radio"/>	<input type="radio"/>	<input type="radio"/>	<input type="radio"/>	<input type="radio"/>
I understood what I needed to do to be successful in this course.	<input type="radio"/>	<input type="radio"/>	<input type="radio"/>	<input type="radio"/>	<input type="radio"/>
The course resources (textbook, manuals, web-based materials) helped me learn.	<input type="radio"/>	<input type="radio"/>	<input type="radio"/>	<input type="radio"/>	<input type="radio"/>
The course assessments (projects, tests, quizzes, demonstrations) helped me learn.	<input type="radio"/>	<input type="radio"/>	<input type="radio"/>	<input type="radio"/>	<input type="radio"/>
The learning environment was welcoming and supportive.	<input type="radio"/>	<input type="radio"/>	<input type="radio"/>	<input type="radio"/>	<input type="radio"/>
The course was a positive learning experience for me.	<input type="radio"/>	<input type="radio"/>	<input type="radio"/>	<input type="radio"/>	<input type="radio"/>

Go to top

**Previous** **Next**

# Course Feedback Surveys

## Student Instructions: End of Course



### STEP C: How do I submit my completed surveys?

1. When you reach the last page, there will be a **Summary** of the questions with your responses. If you wish to change a response, select the white **Modify** button.
2. When done, select the blue **Submit** button.

Please share anything about this course the previous questions did not allow you to express.

- The instructor's real-world examples were very enlightening, and helped bring context to the coursework.

Go to top

Previous Next **Submit**

3. You will see a confirmation screen indicating **Your responses have been submitted successfully!** You will also receive an email confirming your feedback was submitted.

4. If you have any other courses with surveys available, you can access them from this screen. Select the **View All** button to show all your course surveys, including those you've already completed (as shown in image).

5. When you are done with all your surveys, **close the browser tab or window.**

6. If you need to come back and complete other surveys at another time, just use **the link in the original email.**

explorance. (WH)

**3**

Your responses have been submitted successfully!

We greatly appreciate you taking the time to complete this course feedback survey.

If you have more course surveys available, they will appear to the right of this message.

Thank you for providing your feedback.

HCA-115-DLS2  
Open Ends on: 2024-01-31 Start now

**4**

View All

explorance. (WH)

NIC End of Course Feedback Survey - [redacted]

Hi [redacted] Show more

ABG-100-DLU1  
Completed Ends on: 2024-01-31

HCA-115-DLS2  
Open Ends on: 2024-01-31 Start now

Powered by Blue

Thank you for your feedback!